

2008 NCAA Div II National Championship

Team Standings

FINAL FINAL FINAL

Plc	Score	School	CH	WB	1	2	3	4	5	6	7	8
1	108.5	Nebraska Kearney	0	0	2	0	4	0	0	0	0	2
2	108.0	Minnesota St Mankato	0	0	2	1	0	1	1	2	0	0
3	93.5	Nebraska Omaha	0	0	2	1	1	0	0	0	2	0
4	87.0	Pittsburgh Johnstown	0	0	1	1	0	3	0	1	0	0
5	68.5	Adams State College	0	0	0	0	2	2	0	0	1	0
6	65.0	Central Oklahoma	0	0	1	1	0	0	1	2	0	0
7	64.5	Western State	0	0	0	2	0	0	1	0	1	1
8	39.5	Newberry College	0	0	0	0	1	0	0	0	3	0
9	31.0	Chadron State College	0	0	1	0	0	0	1	0	0	0
	31.0	Mercyhurst College	0	0	0	1	0	1	0	0	0	0
11	28.5	Ashland	0	0	0	0	0	0	2	1	0	0
12	27.5	St. Cloud State	0	0	0	0	0	1	0	1	0	1
13	26.5	Findlay	0	0	0	1	0	0	1	0	0	0
14	25.5	Upper Iowa	0	0	0	0	0	1	0	1	0	0
15	24.5	Limestone College	0	0	1	0	0	0	0	0	0	1
16	19.0	Shippensburg	0	0	0	1	0	0	0	0	0	0
17	18.5	Augustana SD	0	0	0	0	0	1	0	0	0	1
	18.5	West Liberty State	0	0	0	0	0	0	0	1	1	0
19	17.0	UW Parkside	0	0	0	0	0	0	1	0	0	1
20	16.5	Indianapolis	0	0	0	1	0	0	0	0	0	0
	16.5	Truman State	0	0	0	0	1	0	0	0	0	0
22	15.0	San Francisco State	0	0	0	0	1	0	0	0	0	0
23	13.0	Mary	0	0	0	0	0	0	1	0	0	0
24	10.0	Fort Hays State	0	0	0	0	0	0	1	0	0	0
25	8.5	UNC Pembroke	0	0	0	0	0	0	0	1	0	0
26	8.0	Gannon	0	0	0	0	0	0	0	0	1	0
27	5.5	Minnesota State Moorhead	0	0	0	0	0	0	0	0	1	0
28	5.0	New Mexico Highlands	0	0	0	0	0	0	0	0	0	1
29	4.5	Central Missouri	0	0	0	0	0	0	0	0	0	1
	4.5	Northern State	0	0	0	0	0	0	0	0	0	1
31	1.5	Belmont Abbey	0	0	0	0	0	0	0	0	0	0
32	0.0	Carson Newman College	0	0	0	0	0	0	0	0	0	0
	0.0	Grand Canyon	0	0	0	0	0	0	0	0	0	0
	0.0	Kutztown	0	0	0	0	0	0	0	0	0	0
	0.0	Mesa State University	0	0	0	0	0	0	0	0	0	0
	0.0	SIU Edwardsville	0	0	0	0	0	0	0	0	0	0
	0.0	Southwest State	0	0	0	0	0	0	0	0	0	0

COACH OF THE YEAR - MARC BAUER; UNIVERSITY NEBRASKA KEARNEY

WRESTLER OF THE YEAR - CODY GARCIA; UNIVERSITY NEBRASKA OMAHA

MOST PINS IN FASTEST TIME - CODY GARCIA; UNIVERSITY NEBRASKA OMAHA

2008 NCAA Div II National Championship

14-15 March 2008



125

Cody Garcia D;8-2
Champion

Team Scoring:
1st-16;2nd-12;3rd-10;4th-9;
5th-7;6th-6;7th-4;8th-3;
Each fall, forfeit, default,
disqualification-2;
each advancement in
championship round-1;
each advancement in
consolation round-1/2;
tech fall (w/ near fall)-1 1/2;
tech fall (w/o near fall)-1;
major decision-1;
bye followed by a win
in championship-1;
bye followed by a win
in consolation-1/2.



2008 NCAA Div II National Championship

14-15 March 2008



SESSION 1	SESSION 2	SESSION 3	
Brandon Reasy (UPJ) RSSR [32-5]			
31 B. Reasy D;5-1			
Kent Pierson (CNC) RSSO [37-11]	39	B. Reasy F;6:22	
Josh Williams (SCSU) JR [19-7]			
32 R. Dunning F;4:28			
Raymond Dunning (ASC) RSJR [25-6]		43	S. Perkey M;11-3
Shane Perkey (UINDY) SR [35-5]			
33 S. Perkey D;11-7			
Corey Bowers (GU) JR [24-6]	40	S. Perkey D;6-4	
Jesse Cruz (WSC) RSFR [21-6]			
34 J. Cruz F;2:48			
Jason Jeremiason (AC) FR [21-15]			45
John Putman (MSUMA) JR [18-10]			
35 J. Putman T1.5;18-3;7:00			
Jimmy Savala (CSC) SO [6-3]	41	J. Putman D;3-2	
Andrew Young (NC) RSJR [11-5]			
36 A. Young D;4-2;SV1			
Craig DeGreef (UWP) SR [22-7]		44	B. Allgood D;3-1
Brett Allgood (UNK) RSSR [3-1]			
37 B. Allgood D;12-6			
Mario Morgan (UNO) RSFR [26-16]	42	B. Allgood D;9-5	
Tim Elliott (UCO) JR [19-3]			
38 T. Elliott F;4:05			
Matt Mossor (WLSC) SR [18-6]			

133


Brett Allgood D;5-3
Champion

Team Scoring:
1st-16;2nd-12;3rd-10;4th-9;
5th-7;6th-6;7th-4;8th-3;
Each fall, forfeit, default,
disqualification-2;
each advancement in
championship round-1;
each advancement in
consolation round-1/2;
tech fall (w/ near fall)-1 1/2;
tech fall (w/o near fall)-1;
major decision-1;
bye followed by a win
in championship-1;
bye followed by a win
in consolation-1/2.


SESSION 2	SESSION 3	
Kent Pierson (CNC)		
46 J. Williams D;4-3		
Josh Williams (SCSU)	50 T. Elliott D;11-6	
Tim Elliott (UCO)		
Corey Bowers (GU)	54 T. Elliott M;16-2	
47 J. Jeremiason F;4:11		
Jason Jeremiason (AC)	51 A. Young D;5-2	
Andrew Young (NC)		
Jimmy Savala (CSC)	Brandon Reasy (UPJ)	
48 C. DeGreef D;15-10		
Craig DeGreef (UWP)	52 C. DeGreef D;13-8	58
Jesse Cruz (WSC)		Raymond Dunning F;4:01
Mario Morgan (UNO)	55 R. Dunning F;3:55	Third Place
49 M. Morgan D;7-4		
Matt Mossor (WLSC)	53 R. Dunning D;9-5	
Raymond Dunning (ASC)		
	John Putman (MSUMA)	
T. Elliott	A. Young	
59 Tim Elliott M;9-0	60 Andrew Young D;5-3	
J. Putman	C. DeGreef	Seventh Place
Fifth Place		

2008 NCAA Div II National Championship

14-15 March 2008




Team Scoring:
 1st-16;2nd-12;3rd-10;4th-9;
 5th-7;6th-6;7th-4;8th-3;
 Each fall, forfeit, default,
 disqualification-2;
 each advancement in
 championship round-1;
 each advancement in
 consolation round-1/2;
 tech fall (w/ near fall)-1 1/2;
 tech fall (w/o near fall)-1;
 major decision-1;
 bye followed by a win
 in championship-1;
 bye followed by a win
 in consolation-1/2.




2008 NCAA Div II National Championship

14-15 March 2008




149

Team Scoring:
 1st-16;2nd-12;3rd-10;4th-9;
 5th-7;6th-6;7th-4;8th-3;
 Each fall, forfeit, default,
 disqualification-2;
 each advancement in
 championship round-1;
 each advancement in
 consolation round-1/2;
 tech fall (w/ near fall)-1 1/2;
 tech fall (w/o near fall)-1;
 major decision-1;
 bye followed by a win
 in championship-1;
 bye followed by a win
 in consolation-1/2.




2008 NCAA Div II National Championship

14-15 March 2008




Team Scoring:
 1st-16; 2nd-12; 3rd-10; 4th-9;
 5th-7; 6th-6; 7th-4; 8th-3;
 Each fall, forfeit, default, disqualification-2;
 each advancement in championship round-1;
 each advancement in consolation round-1/2;
 tech fall (w/ near fall)-1 1/2;
 tech fall (w/o near fall)-1;
 major decision-1;
 bye followed by a win in championship-1;
 bye followed by a win in consolation-1/2.




2008 NCAA Div II National Championship

14-15 March 2008



Team Scoring:
 1st-16; 2nd-12; 3rd-10; 4th-9;
 5th-7; 6th-6; 7th-4; 8th-3;
 Each fall, forfeit, default, disqualification-2;
 each advancement in championship round-1;
 each advancement in consolation round-1/2;
 tech fall (w/ near fall)-1 1/2;
 tech fall (w/o near fall)-1;
 major decision-1;
 bye followed by a win in championship-1;
 bye followed by a win in consolation-1/2.



2008 NCAA Div II National Championship

14-15 March 2008



SESSION 1	SESSION 2	SESSION 3	
Albert Miles (UPJ) RSSR [34-7]	181 A. Miles D;3-1		
Jesse Feinsod (NMHU) JR [29-14]	189	A. Miles D;3-2	
Jeffery Havelka (UF) JR [11-23]	182 T. Matheson M;11-2		
Tim Matheson (MSUMA) JR [20-8]		193	A. Miles D;6-2
Kamarudeen Usman (UNK) RSSO [22-7]	183 K. Usman M;10-0		
Chris Gibbs (WLSC) RSSR [19-7]	190	K. Usman D;7-5;SV1	
Tyler Tubbs (MSUMO) RSJR [20-4]	184 T. Tubbs D;7-5		
Travis Barbarick (UCM) RSJR [22-16]		195	Albert Miles D;5-2 Champion
Corey Van Groll (UWP) RSJR [32-8]	185 C. Van Groll D;5-2		
Derek Skala (SCSU) RSFR [29-9]	191	J. Shields D;4-2;TB1	
Josh Shields (MC) RSFR [20-8]	186 J. Shields D;6-5;TB1		
Blake Malloy (FHSU) JR [24-8]		194	R. Taplin D;5-3
Ross Taplin (UNO) JR [26-5]	187 R. Taplin D;4-2		
Justin Ferguson (AU) RSJR [17-6]	192	R. Taplin D;5-3	
Evan Copeland (ASC) RSSR [24-10]	188 B. Blanton F;DEF		
Bryant Blanton (NC) RSFR [25-11]			


174

Team Scoring:
 1st-16;2nd-12;3rd-10;4th-9;
 5th-7;6th-6;7th-4;8th-3;
 Each fall, forfeit, default,
 disqualification-2;
 each advancement in
 championship round-1;
 each advancement in
 consolation round-1/2;
 tech fall (w/ near fall)-1 1/2;
 tech fall (w/o near fall)-1;
 major decision-1;
 bye followed by a win
 in championship-1;
 bye followed by a win
 in consolation-1/2.

SESSION 2	SESSION 3	
Jesse Feinsod (NMHU)	196 J. Feinsod D;9-2	
Jeffery Havelka (UF)	200 J. Feinsod M;11-3	
Chris Gibbs (WLSC)	Bryant Blanton (NC)	204
Travis Barbarick (UCM)	197 C. Gibbs D;3-1	C. Gibbs D;6-4
Derek Skala (SCSU)	201 C. Gibbs D;5-1	206
Blake Malloy (FHSU)	198 D. Skala D;4-3	K. Usman D;4-1
Justin Ferguson (AU)	202 T. Tubbs D;8-4	Kamarudeen Usman (UNK)
Evan Copeland (ASC)	199 J. Ferguson D;8-4	208
Tim Matheson (MSUMA)	203 J. Ferguson D;6-4;SV1	Kamarudeen Usman D;3-2 Third Place
J. Ferguson	205	J. Ferguson D;9-6
J. Shields	207	J. Shields D;5-4
C. Gibbs	209	Justin Ferguson D;7-4 Fifth Place
J. Feinsod	210	Tyler Tubbs D;6-5 Seventh Place
T. Tubbs		


2008 NCAA Div II National Championship

14-15 March 2008



184

Team Scoring:
 1st-16;2nd-12;3rd-10;4th-9;
 5th-7;6th-6;7th-4;8th-3;
 Each fall, forfeit, default,
 disqualification-2;
 each advancement in
 championship round-1;
 each advancement in
 consolation round-1/2;
 tech fall (w/ near fall)-1 1/2;
 tech fall (w/o near fall)-1;
 major decision-1;
 bye followed by a win
 in championship-1;
 bye followed by a win
 in consolation-1/2.




2008 NCAA Div II National Championship

14-15 March 2008



Team Scoring:
 1st-16;2nd-12;3rd-10;4th-9;
 5th-7;6th-6;7th-4;8th-3;
 Each fall, forfeit, default,
 disqualification-2;
 each advancement in
 championship round-1;
 each advancement in
 consolation round-1/2;
 tech fall (w/ near fall)-1 1/2;
 tech fall (w/o near fall)-1;
 major decision-1;
 bye followed by a win
 in championship-1;
 bye followed by a win
 in consolation-1/2.



2008 NCAA Div II National Championship

14-15 March 2008



SESSION 1	SESSION 2	SESSION 3	
Cy Wainwright (NC) RSJR [36-3]	271 C. Wainwright M;12-2		
Jesse Boggs (NMHU) SO [26-14]	279	C. Wainwright D;6-1	
Lynn Panko (UINDY) RSSO [31-11]	272 J. Laber D;6-1		
Jesse Laber (MARY) SR [15-1]		283	T. Dlagnev D;9-5
Tervel Dlagnev (UNK) RSSR [34-0]	273 T. Dlagnev F;4:21		
Niall McGrath (GU) RSSO [22-9]	280	T. Dlagnev T1.5;21-5;6;15	285
Dan Goodson (UIU) SR [22-8]	274 D. Goodson D;5-4;TB2		
Cody Beck (UCM) FR [17-7]			285
Dustin Finn (UCO) SO [26-5]	275 D. Finn D;3-1		
Anthony Lewis (UNO) RSJR [19-9]	281	D. Finn D;3-1;SV1	
Zach Majocho (UPJ) RSSR [16-8]	276 Z. Majocho D;6-4		
Jed Jobe (GCU) JR [7-6]		284	D. Finn D;4-3;TB1
Brady Wilson (MSUMA) RSSO [33-4]	277 B. Wilson T1.5;17-0;4:13		
Thomas Minwell (CNC) SO [15-15]	282	B. Wilson F;0:26	
Steve Franklin (SFSU) SO [22-12]	278 W. Moss D;3-1		
William Moss (LC) RSJR [32-6]			

Team Scoring:
 1st-16;2nd-12;3rd-10;4th-9;
 5th-7;6th-6;7th-4;8th-3;
 Each fall, forfeit, default,
 disqualification-2;
 each advancement in
 championship round-1;
 each advancement in
 consolation round-1/2;
 tech fall (w/ near fall)-1 1/2;
 tech fall (w/o near fall)-1;
 major decision-1;
 bye followed by a win
 in championship-1;
 bye followed by a win
 in consolation-1/2.

SESSION 2	SESSION 3	
Jesse Boggs (NMHU)	286 L. Panko D;5-3	
Lynn Panko (UINDY)	290 W. Moss D;3-2	
Niall McGrath (GU)	William Moss (LC)	294 Z. Majocho D;3-1;SV1
Cody Beck (UCM)	287 C. Beck D;10-5	296 C. Wainwright D;3-2
Anthony Lewis (UNO)	291 Z. Majocho D;3-2	
Jed Jobe (GCU)	288 A. Lewis D;5-3	Cy Wainwright (NC)
Thomas Minwell (CNC)	292 A. Lewis D;5-3	298 Cy Wainwright D;4-3
Steve Franklin (SFSU)	289 S. Franklin M;13-2	297 B. Wilson D;3-1
Jesse Laber (MARY)	293 J. Laber F;1:53	Brady Wilson (MSUMA)
Z. Majocho	299 Jesse Laber F;2:46	W. Moss
J. Laber	Fifth Place	300 Anthony Lewis D;2-1
		A. Lewis
		Seventh Place